



District Report Card: 2017


State: Maharashtra	District: Buldana
Class: 5	Subject: Language
Schools: 61	Students: 1426


Participation/Coverage


Students

 GENDER	Boys		Girls	
	Number	%	Number	%
	742	52.03	684	47.97

 AREA	Rural		Urban	
	Number	%	Number	%
	963	67.53	463	32.47

 CATEGORY	SC		ST		OBC		GEN	
	Number	%	Number	%	Number	%	Number	%
	306	21.46	41	2.88	770	54.00	309	21.67

 CWSN	LD	VI	HI	S&LD	ID	Oth
	0	3	0	0	0	2

 Management	Government		Government-aided	
	Number	%	Number	%
	659	46.21	767	53.79

Average Performance of Students in Language (%)

Overall	Gender		Area		Management		Social Group			
	Male	Female	Rural	Urban	Govt.	Aided	SC	ST	OBC	GEN
61.13	59.40	63.01	60.71	62.00	64.56	58.18	61.53	44.55	60.87	63.58

Performance on Learning Outcomes (LOs)

Learning Outcomes	Description	Average Performance(%)
L504	Reads and comprehends independently storybooks, news items/ headlines, advertisements etc.	58.42
L508	Reads text with comprehension, locates details and sequence of events	62.49

Range of Performance of Students who Answered Correctly							
Below 30%		30% - 50%		50% - 75%		Above 75%	
Number	%	Number	%	Number	%	Number	%
135	9.47	328	23.00	558	39.13	405	28.40

Lowest Performing Learning Outcomes (LOs)

- 1 - Reads and comprehends independently storybooks, news items/ headlines, advertisements etc. (58.42)
- 2 - Reads text with comprehension, locates details and sequence of events (62.49)